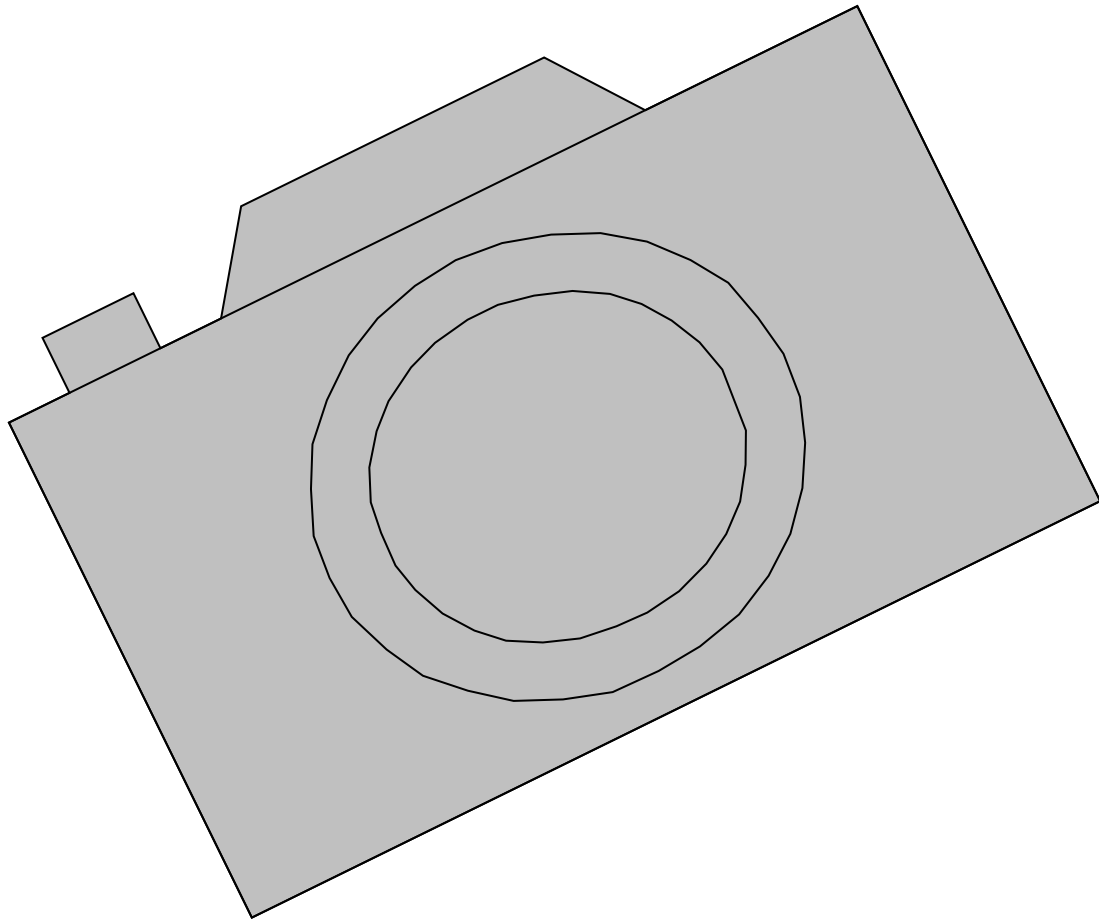


CROXLEY CAMERA CLUB

The Photographic Society for Three Rivers



"The Friendly Club"

Competition Handbook

(Revised Feb 2021)

What are Club Competitions?

Like most camera clubs, Croxley holds a number of competition evenings each season where members can enter their images to be commented upon and scored by experienced members of other photographic societies.

We hold separate competitions for prints and projected digital images (PDI's).

Images in Open Competitions can be of any style you chose; other competitions have a Set Subject where your photo has to represent a theme.

The judges do not know who has entered the images and members of all abilities are judged together. The images are viewed by the judge and then commented on individually. The judge will talk about the image and offer constructive advice on how the images could be made better. The image is compared to the other images entered on the night and scored out of 20.

The highest scoring images from each league competition are automatically entered into the PDI or Print of the Year competitions.

At the end of the season the top scoring images from each member decide who wins the leagues.

Portrait photography has its own trophy competition as do Landscape, Nature and Triptych. We also have cups for Best PDI Image, Intermediate Print League Cup and Advanced Print League Cup.

At the end of the season there is also the chance for members to pick their favourite PDI image of the season.

Trophies

Trophies and certificates are presented each year at the end of the season.

Winning members have possession of the Trophy until the Trophy Presentation the following season and are responsible for returning them to the Committee **in a clean and polished condition** please; when requested.

Informal Comments Sessions

Competitions can be quite daunting for those new to photography so we hold 'comments sessions' where beginners can put their work forward to one of our experienced members in either a group or as a one to one session.

These are informal sessions where beginners are given hints and tips on how they could improve their work in a friendly atmosphere.

Members Talks

We encourage our members to share their love of photography by talking about their images and how they 'took' them. By seeing other members' photos we learn different techniques and see a fresh view on the world. We hold informal social evenings and workshop sessions as part of the seasons programme and members are encouraged to talk about their photos and bring inspiration to others. This may include not only taking a photograph but how you have dealt with the post production and what processes you find most useful.

External Competitions

Croxley Camera Club competes in a number of external competitions throughout the year. These are usually organised under the auspices of the Chilterns Association of Camera Clubs(CACC) of which we are a member, the Photographic Alliance of Great Britain (PAGB) or by their member clubs.

We aim to represent the Club in suitable external competitions wherever possible. Some of the competitions are entered by the Club itself, others may be entered by individual members. In the first instance the Club Committee select images from its internal competitions, usually from within 2 years of the image being first entered.

The Rosebowl is an annual inter-club PDI competition organised by the CACC. It takes place over 3 rounds at different member clubs, with a final for the highest scoring clubs over these rounds.

The North West London Federation is another inter-club competition which is held over a number of rounds. It features both PDIs and Prints from its 12 constituent clubs of which we are one having joined in 2019.

There are also competitions for individual competitors from any PAGB affiliated club, such as ours and details will be advised as they occur.

Internal Competition Rules

The Croxley Camera Club Committee reserves the right to disqualify any image which does not adhere to the competition rules.

General Rules

- All parts of the image must have been created by the author entering the competition. This includes backgrounds and any addition layers.
- Images must have **significant photographic content** from a camera.
- Images which are solely created using **computer software** are not allowed.
- Images may be naturalistic, creative or experimental.
- Manipulated images are acceptable provided that it is clear that they derive from an original photograph.
- Images may be of any subject when they are entered into an Open competition.
- Images which are entered into Set Subject competitions must be the author's interpretation of the subject (see Advice on Set Subjects later).
- You must not enter the same image in both a PDI league competition and a Print league competition **within the same season**.
- Images by the same author which are **significantly similar** to each other are not allowed.
- Images must not be of an illegal or criminal nature.
- Images may be colour or monochrome, except where specified. Monochrome is defined as black and white with, or without, graduated tones. It may be modified by a **single tone** rendered over the image.
- Each image should have a title which will be read out or seen on screen during the competition.
- Titles will be shown and/or read out as written on the entry. They should be appropriate to the image and ideally easily pronounceable.

Internal Competition Rules – Sensitive Content

- Croxley Camera Club supports artistic freedom of expression. We are a club of diverse membership with a mixed age range and therefore we expect that all Images entered into competitions will be in good taste. Depictions of the human body have a long history in art. For this reason, nudity is not prohibited as long as it is presented in a tasteful, creative and artistic manner. However, images that are deemed distastefully graphic will be ruled ineligible at the discretion of the committee, whose decision is final. For clarity, images which are considered distastefully graphic include:
 - Images of a sexually explicit nature or feature visually explicit genitalia
 - Images which feature abuse or violence
 - Images which are racially or religiously offensive
 - Images which feature unclothed children
 - Images with titles containing offensive language
- For fairness, three members of the committee will be required to agree an image is distastefully graphic in order for it to be disqualified from competition.
- The author of any image featuring nudity must be able to warrant that s/he has the unqualified permission of the subject to take and display the image in a public setting such as a camera club. The use of Model Release forms is recommended as good practice.
- On its publicly-accessible website galleries, Croxley Camera Club will henceforth only display images that do NOT include nudity. Images that feature nudity will only be accessible through the 'Members Only' section of the site, in common with many other clubs.
- Nudity is defined as *the state of being in which a human is not wearing clothing covering the genitals.*

Classes of Author

- Members are split into two classes depending on their previous photographic standard.
- We advise new members to show their work at an informal comments session before entering competitions for the first time.
- New members are usually classed as Intermediate unless they have external recognition for their work, e.g. PAGB Awards, RPS Distinctions or if they were previously an advanced member of another club.
- The committee will decide which members should progress from Intermediate to Advanced on an annual basis. This decision will be based on average scores in each league competition across the season.
- Members can request a transfer from Advance to Intermediate if they feel that their photography is not at the standard currently required for the advanced class. The committee will decide whether this request is granted.
- Members will have different ratings for Print and PDI competitions so it is possible that you will be in a different class for the two disciplines.

Judging of Images

- An independent judge will be selected by the committee for each competition. Usually this will be an experienced member of another club.
- The judge will view the images and offer their view on the impact, style and photographic techniques in the image and how it might be improved.
- The judge will score the images out of a maximum 20 points unless otherwise specified.
- Images are **scored against the other images** which are entered into the specific competition. Scores should not be used as a guide to overall photographic merit.
- Whilst images entered into Set Subject competitions will be the author's interpretation of that Set Subject **the judge may not agree or not fully understand the connection** and will deduct points (see Set Subject Competitions advice section later).

How to Enter Competitions

All competition entries must have a digital image submitted via our Photo Entry online portal - entries cannot be accepted by any other means. **This includes Prints as well as PDI entries.**

Using Photo Entry

Photo Entry is an online portal where you are able to upload your images for club competitions.

Photo Entry allows you to –

- name the image
- rank your images in order of importance (occasionally, if a competition is over-subscribed, it may be necessary to withdraw all lower ranked images from that particular contest.)
- let us know whether your images can be shown on our website, newsletter and social media feeds.

The results (scores) will be imported into Photo Entry so you can easily check back your results from previous competitions.

Login details for the Photo Entry online portal will be given to each member via email after the committee have received their initial membership form/subscription has been accepted.

Prior to submitting images to Photo Entry online please ensure.....

- Image/s must be a maximum size of 1400 pixels wide by 1050 pixels high.
- Image/s must be in jpeg file format.
- Image/s should be in sRGB colour space to ensure the projector shows your image correctly.

Photo Entry does not use your filename to provide title and author information so simply provide the image title you want when entering the image into Photo Entry – see Submitting Your Images section.

- **Login to Photo Entry**
- **In the main menu you will see a list of the competitions for the current season.**

[Main Menu](#)

[Help](#)

Main Menu

Select a Competition Group:

[Competitions 2020 - 2021](#)

[Workshop Challenges 2020-21](#)

- **Click on the competition group and you will reveal the list of competitions for the season.**

Competitions 2020 - 2021

Click on this button to show a consolidated view of all your entries:

Show Your Entries in this Group

Or click on the name of a competition to create, modify or view entries for an individual competition:

Competition	Status	Close Date	Judge	Comment
Print Open2 11/2/2021	Open	Sun 7 Feb 2021	(hidden)	
PDI Creative / Experimental Techniques 25/2/21	Open	Sun 21 Feb 2021	(hidden)	
PDI Subject Lines 25/2/2021	Open	Sun 21 Feb 2021	(hidden)	
Print Subject Circles 11/3/2021	Open	Sun 7 Mar 2021	(hidden)	

- **Click on the competition you want to enter; this opens a page confirming the date of the competition and the size requirements i.e 1400 x 1050 and colour profile etc. Click on Add New Entry at the bottom of the page. You will see the following page appear -**

Enter Entry Details

The title may be up to 50 characters comprising alphanumeric, space, and the characters ,!'-%()

Entry Title *

Entry Title

Entry Reference

Optional information for your own

Publish Top Images to Club Website

Publish, strip metadata, add copyright watermark Remember for next time

Add This Entry

- **Enter the title of the image; this will to be displayed onscreen during the competition.**
- **Select whether you give permission** for your images to be published on the camera club website. The default is to publish the image with a watermark showing the title and your name.

- **Click Add This Entry.** You will then be able to upload your image file by clicking on Choose jpeg. Then click Upload Image which then loads immediately and then you will see its details on screen like this example -





» [Competitions 2020 - 2021](#)

PDI Open 4 25/3/2021

Image uploaded

<i>Status</i>	Open
<i>Close Date</i>	Sun 21 Mar 2021
<i>Your Class</i>	All Members
<i>Maximum Entries Allowed</i>	3
<i>Target Dimensions</i>	Width 1400, Height 1050
<i>Colour Profile</i>	sRGB IEC61966-2.1
<i>Colour Profile Enforcement</i>	Warn if incorrect
<i>Comment</i>	

Add New Entry

#	Image	Details	Actions
1		<p>Dragonfly</p> <p>OK</p> <p>Publish, strip metadata, add copyright watermark</p> <p>W:1400, H:790, 0.7MB</p>	  



- Images will not load if they are not in the correct format i.e max 1400x1050. The system will also flag up any other errors for you to correct.
- You will now be able to Edit the title and permissions data or delete the image.
- **If you are ready to enter additional images** into the same competition you can now click Add New Entry.
- Entries can be edited/amended/replaced up to midnight on the 'Close Date' as many times as required allowing entrants to edit or replace entries in good time.

On the night of the competition

- Your images will be reviewed by a visiting judge who will comment on the photo and score it.
- If you have entered a PRINT into a Print Competition you must also bring your along the print/s before 7.45pm on the night.
- Print images must have an image size of no less than 7x5 inches and securely mounted.
- We recommend a mount size of 50x40cm (either landscape or portrait orientation) as this is the size needed for external competitions and probably looks more professional.
- Your name, competition and the image title must be written clearly on the reverse of the mount.

After the Competition

- In Photo Entry you can see all of your entries across the season and the status of up-coming competitions.
- After each competition has been scored the results will be uploaded to Photo Entry so you can see your points (this may take a few days).

#	Image	Details	Score	Award
1		Gourds Nesting! OK Publish, strip metadata, no copyright watermark W:1400, H:1050, 1.2MB	19	
2		Otana Beach South Island NZ OK Publish, strip metadata, no copyright watermark W:1400, H:792, 0.8MB	17	

In time the scores will be used to produce league tables and these will be published in our Newsletters.

PDI League Competitions

- Your top 12 scores from the PDI competitions will decide who wins the league.
- The Intermediate class member with the most points will win **The 66 Cup**.
- The Advanced class member with the most points will win **The Presidents Cup**
- Images scoring 17 points or less may be entered into a second PDI League competition within 12 months.
- Images scoring 18, 19 and 20 will be entered into the **PDI of the Year** Competition and may not be entered into a second PDI league competition. If there are a high number of entries we may need to reduce to those scoring 19 and 20 only.
- The Best PDI of the year will be awarded The Colour Challenge Cup.

Print League Competitions

The Print League follows the same format as PDI above.

- The Best Colour Print of the year will be awarded **The Corbishley Shield**.
- The Best Monochrome of the Year will be awarded **The Andrews Cup**.
- The Intermediate class member with the most points will win **The Woollen Cup**.
- The Advanced class member with the most points will win **The Hammond Trophy**.

Advice on Set Subjects

Judges are not given specific definitions of Set Subject competitions within the leagues. This is so our photographers have the freedom to interpret the subject. As photographers it is our choice to interpret and represent a theme to our audience – however – the judge on the night needs to decide if an image meets their interpretation of the set subject and mark accordingly. We therefore recommend that you don't be too obtuse and don't be disappointed if the judge just "doesn't get it"!

The best advice on how to select an image for a Set Subject is to imagine you are writing a book on the subject and need an image to go on the cover. A book about Weather for instance isn't going to work unless storm clouds, rainbows, puddles, umbrellas or something that clearly relates to weather is seen.

You can find inspiration on Set Subjects by visiting the RPS monthly competition galleries online at www.rps.org

Trophy Competitions

- Trophy competitions are held **outside** of the league competitions.
- Images will be scored out of 20 and the judge will pick a single image as the winner. Certificates will be awarded for 2nd and 3rd places. Highly Commended and Commended may also be awarded at the judge's discretion.
- Images submitted into a Trophy competition may have been entered into league competitions before and a single image from a Triptych is also allowed.
- Images which score 18 points or over may NOT be entered into the same trophy competition in subsequent seasons.
- The number of entries per member is 2 unless advised otherwise in each trophy.
- Specific rules apply for each trophy.

Specific Rules for Trophy Competitions

Best Landscape Image - The 2010 Cup

Our Landscape competition helps form our entry for the Park Street Inter Club Landscape competition.

Images must adhere to the following definition.....

“A landscape image should capture the beauty or interest in the variety of the views we see around in the outdoor world.”

The ‘scape’ part of this denotes an **extensive view**.

Although called a Landscape ‘land’ does not have to form the majority or even a part of the image – sky, sea, snow and urban views are also acceptable.

People and man-made objects can form part of the image but should not be the main subject of it.


Details in the landscape should comply with the extensive requirement – a close up of a pebble or tree or even a collection of either probably would not but a pebble beach or forest probably would.

Best Triptych Image – The Triptych Cup

A Triptych is a **single PDI** made up of 3 different images such as –



Another example might be -



Care - A single image split into 3 sections is NOT ALLOWED.

- To create a Triptych you will need to use editing software.
- Triptych images must be on a **plain background** and all 3 **images must be clearly separated**.
- Images within a Triptych should be on a similar theme and must clearly be different images. If a Triptych is deemed by the judge to not contain 3 different images they reserve the right to not score the entry.
- The same image should not be used in more than one Triptych competition entry.

Best Portrait Image – The SB Cup

- A portrait is classed as any image where the main subject is a person or people who are posing or otherwise acting under the general direction and control of the photographer, whether in a studio or at a location; lit or otherwise.
- ‘Street’ photography and similar observational/candid images of people are not included in this category and remain in the OPEN category.
- The judge will not be asked to comment on whether the image fits these rules.

Best Nature Image – The Nature Cup

Nature competitions are judged according to the PAGB definition of Nature.

- Nature photography is restricted to the use of the photographic process to depict all branches of natural history, except anthropology and archaeology, in such a fashion that a well-informed person will be able to identify the subject material and certify is honest presentation.
- The story telling value of a photograph must be weighed more than the pictorial quality while maintaining high technical quality.
- Scientific bands, scientific tags or radio collars on wild animals are permissible. Photos of human created hybrid plants, cultivated plants, feral animals, domestic animals or mounted specimens are **ineligible**, as is any form of manipulation that alters the truth of the photographic statement.

- Processing of the captured image by cropping, exposure adjustment, colour correction, noise minimisation, dodging/burning, HDR, focus stacking and sharpening is allowed.
- Cloning of image defects and minor distractions, including overlapping elements, are permitted when these do not distort the truth of the photographic statement.
- Images entered as Nature can have landscape, geological formations, weather phenomena and extant organisms as the primary subject matter. This includes images taken with the subjects in controlled conditions, such as zoos, game farms, botanical gardens, aquariums and any enclosure where the subjects are totally dependent on man for food.
- Access to biological subjects may be restricted. By entering a PAGB event photographers warrant that they have followed relevant codes of practice and hold any necessary licenses.

Quick Checklist for Competition Entries

You can use this checklist to make sure your entries are submitted correctly.

1. Check closing date of competition. You must submit your entry on PHOTO ENTRY before the deadline usually on a Sunday at midnight.
2. Does my entry suit the set subject or trophy rules?
3. Is my image a JPEG?
4. Have I my resized image to 1400 wide x 1050 high pixels max?
5. Have I given my image a title?
6. Are my images eligible if they have been previously entered?
7. Check number of entries per member and put them in order of preference so that if the number is reduced you still have your strongest entered.
8. Have I entered them in Photo Entry

And lastly - GOOD LUCK